

SONY[®]



PSVITA[™]

PlayStation Vita

Parental controls

NOTICE TO PARENTS

Set parental controls on the PlayStation[®]Vita system before allowing your child to play.

The PlayStation®Vita system offers functions to help parents and guardians manage their child's experience when using the PS Vita system. This includes functions to manage a child's online experience when using the PS Vita system to connect to the PlayStation®Network. Please read this section carefully when setting up the PS Vita system or PlayStation®Network account for a child.

PlayStation®Vita System Parental Controls

You can set up the PS Vita system to prevent access to games and videos which may not be suitable for the age of the child using the PS Vita system.





These controls are protected by a 4-digit passcode. You will need the passcode to set the parental controls, to switch them off or to change them. When you set the parental controls for the first time, you will be asked to set the passcode. **Do not share the passcode with your child.** Instructions for re-setting the passcode are set out in the table below.

As these controls affect the operation of your PS Vita system, you may, at times, choose to override them to allow an adult to access content.


PlayStation®Network Controls

You need to set up a PlayStation®Network Account to use many of the online features of the PS Vita system. We provide two types of PlayStation®Network Account: Master Accounts for users over 18 and Sub-Accounts for users under 18. Only a Master Account holder can set up a Sub-Account, and the Master Account holder is responsible for and should supervise the Sub-Account holder (see Terms of Service at eu.playstation.com/legal for more information). As a Master Account holder, you can set controls to limit what your child can see and do on the PlayStation®Network.

PLAYSTATION®VITA SYSTEM PARENTAL CONTROLS





What the parent can do	Explanation	How to set the control																																																																																																																																																
<p>Prevent access to content based on its age rating.¹</p>	<p>You can set the parental control level on the PS Vita system to off or to one of 11 levels to prevent your child from accessing content which is not suitable for their age. The default setting is 9. Whether or not content can be accessed is determined by the combination of the parental control level and the age rating of the content concerned.</p> <table border="1" data-bbox="470 779 997 1160"> <tr> <td rowspan="11" style="writing-mode: vertical-rl; transform: rotate(180deg);">Age Ratings</td> <td>Above 18</td> <td></td><td></td><td></td><td></td><td></td><td></td><td></td><td></td><td></td><td></td><td></td> </tr> <tr> <td>18*</td> <td colspan="10">Content cannot be viewed</td> </tr> <tr> <td>18</td> <td></td><td></td><td></td><td></td><td></td><td></td><td></td><td></td><td></td><td></td><td></td> </tr> <tr> <td>17</td> <td></td><td></td><td></td><td></td><td></td><td></td><td></td><td></td><td></td><td></td><td></td> </tr> <tr> <td>16</td> <td></td><td></td><td></td><td></td><td></td><td></td><td></td><td></td><td></td><td></td><td></td> </tr> <tr> <td>15</td> <td></td><td></td><td></td><td></td><td></td><td></td><td></td><td></td><td></td><td></td><td></td> </tr> <tr> <td>12</td> <td></td><td></td><td></td><td></td><td></td><td></td><td></td><td></td><td></td><td></td><td></td> </tr> <tr> <td>10</td> <td colspan="10">Content can be viewed</td> </tr> <tr> <td>7</td> <td></td><td></td><td></td><td></td><td></td><td></td><td></td><td></td><td></td><td></td><td></td> </tr> <tr> <td>3</td> <td></td><td></td><td></td><td></td><td></td><td></td><td></td><td></td><td></td><td></td><td></td> </tr> <tr> <td>All ages</td> <td></td><td></td><td></td><td></td><td></td><td></td><td></td><td></td><td></td><td></td><td></td> </tr> <tr> <td></td> <td></td><td>1</td><td>2</td><td>3</td><td>4</td><td>5</td><td>6</td><td>7</td><td>8</td><td>9</td><td>10*</td><td>11</td> </tr> </table> <p style="text-align: center;">Parental control levels on the PS Vita System</p> <p>*Applies to some video content.</p> <p>For example, if your child is 11 years old, you should prevent access to content which is rated as suitable for 12 years and older. In this instance, set the parental control on the PS Vita system to level 4. The lower you set the control, the more restrictive the setting. You can always vary the parental control setting when you think it is appropriate.</p>	Age Ratings	Above 18												18*	Content cannot be viewed										18												17												16												15												12												10	Content can be viewed										7												3												All ages														1	2	3	4	5	6	7	8	9	10*	11	<p> (Settings) ●▶ [Start] ●▶ [Security] ●▶ [Parental Controls]</p> <p>To check the parental control setting for games and other applications: Touch and hold the home screen. The home screen will enter edit mode.</p> <p>[Application Icon] ●▶ [Information] ●▶ [Parental Controls]</p> <p>To check the parental control setting for video: In the  (Videos) application, select the content on the list that you want to verify:</p> <p> (Options) ●▶ [Delete]</p> <p>The screen will enter the list edit mode:  (Information) ●▶ [Parental Controls]</p> <p>In order to change the settings, you must close all applications in use.</p>
Age Ratings	Above 18																																																																																																																																																	
	18*		Content cannot be viewed																																																																																																																																															
	18																																																																																																																																																	
	17																																																																																																																																																	
	16																																																																																																																																																	
	15																																																																																																																																																	
	12																																																																																																																																																	
	10		Content can be viewed																																																																																																																																															
	7																																																																																																																																																	
	3																																																																																																																																																	
	All ages																																																																																																																																																	
		1	2	3	4	5	6	7	8	9	10*	11																																																																																																																																						

¹ Some content may not be age rated. Even when using parental controls, you should regularly monitor your child's use of the PS Vita system.

<p>Prevent use of the internet browser.</p>	<p>You can prevent use of the PS Vita system internet browser. Please note that this control will not prevent the launch of applications available on the PS Vita system which automatically link to the internet.</p>	
<p>Prevent the use and collection of location data.</p>	<p>Some PS Vita system games and services collect and use the geographical location of the PS Vita system user. You can prevent the collection of your child's location data. This control may be set by default to prevent the collection and use of location data by the PS Vita system user. If so, you need to change the setting to allow the collection and use of such data.² Please note that if you leave this control on, it will prevent your child from using certain games and services which require location data.</p>	
<p>To set or change the passcode on the PS Vita system.</p>	<p>You need a passcode to set the above parental controls, to switch them off or to change them. If you forget your passcode, you will need to reset the PS Vita system.</p>	<p>When setting the parental controls for the first time, you will be prompted to create a 4-digit passcode. Enter the number [OK]</p> <p>To change the passcode, enter your current passcode and then enter the new passcode. For verification, you must enter the new passcode twice.</p> <p>If you forget your passcode, you will restore your PS Vita system to its original settings:</p> <p> (Settings) ●▶</p> <p>[Format] ●▶</p> <p>[Restore the PS Vita System]</p>

² In certain regions, this control may apply automatically to some games and services for children under 13 and cannot be overridden by the parent.

INTERNET & PLAYSTATION® NETWORK PARENTAL CONTROLS

What the parent can do	Explanation	How to set the control
<p>Make use of the internet safer.</p>	<p>You can activate pre-installed web filtering software on the PS Vita system. Web filtering software can help prevent access to dangerous or harmful websites.³</p>	<p> (Browser) ●▶ [Start] ●▶  (Options) [Settings] ●▶ [Security] ●▶ [Trend Micro Web Security]</p>
<p>Prevent online chat and user-generated content.</p>	<p>You can prevent your child from engaging in online chat, or sharing user-generated content, with other PS Vita system users. Please note:</p> <ol style="list-style-type: none"> 1. This may not prevent your child accessing certain PS Vita system applications. 2. This control does not prevent use of PlayStation®Network Group Messaging to send and receive friend requests and messages. 	<p>These are Sub-Account controls. You need to set up a Master Account and then create a related Sub-Account for your child. Note that you may need to unbind or disassociate your Master Account from your PS Vita system in order to create a Sub-Account for a child using the same PS Vita system. This requires you to reset the PS Vita system to its original settings.</p>
<p>Prevent access to content available on the PlayStation®Store based on age.</p>	<p>You can prevent your child from seeing or downloading any content from PlayStation®Store which is not suitable for their age. A check is made between the age rating of the content and the age of the child given during PlayStation®Network registration.⁴</p>	<p>To unbind the Master Account:  (Settings) ●▶ [Format] ●▶ [Restore PS Vita System]</p> <p>To create the Sub-Account:  (Settings) ●▶ [Start] ●▶ [PlayStation®Network] ●▶ [Sign Up]</p> <p>When prompted, enter the password for the PlayStation®Network Master Account.</p>

³ May be subject to an extra charge.

⁴ In certain regions, this control is automatic and cannot be overridden by the parent.

<p>Set the maximum amount of funds that can be spent on PlayStation®Store.</p>	<p>Your child's Sub-Account can spend funds from your Master Account's PlayStation®Network wallet (see Terms of Service at eu.playstation.com/legal for more information). You can determine the maximum amount your child can spend per month on PlayStation®Store.⁵</p>	
---	--	--

⁵ PlayStation®Store is only available in certain countries and regions and in certain languages. Also, the types of content and services offered by PlayStation®Store vary by country and region. Contact customer support in your country or region for details.



eu.playstation.com